



212FB OPTION A



241BH OPTIONS B & C



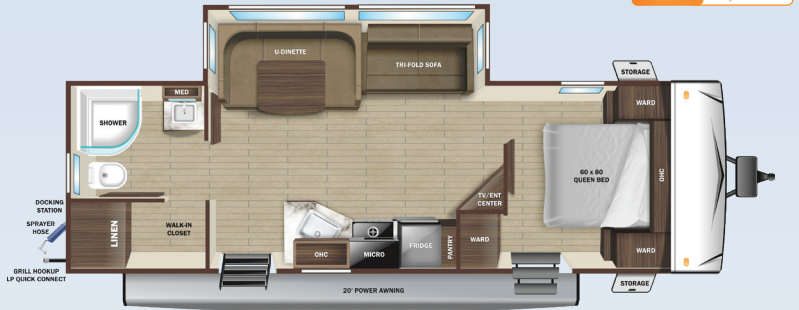
189RG



261BH OPTIONS A, B & C



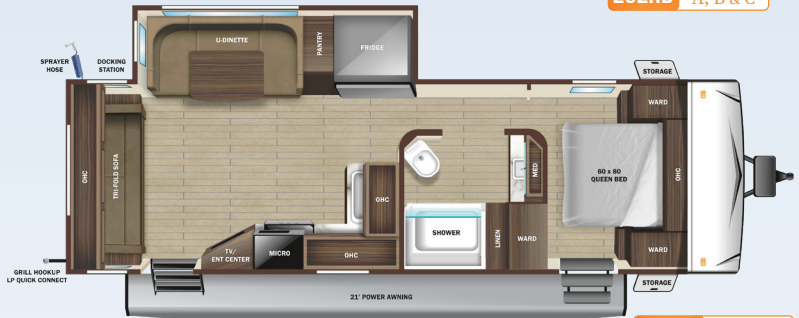
225CK OPTIONS A, B & C



252RB OPTIONS A, B & C



242RL OPTIONS A, B & C




262RL OPTIONS A, B & C



233ML

A



THEATER SEAT OPTION

B




TABLE & CHAIRS OPTIONS

C



TABLE & CHAIRS/BENCH OPTION

STANDARD INTERIOR EQUIPMENT

- » 10 cu. ft. 12V refrigerator
- » 5G antenna
- » 60" x 80" residential queen bed with storage below
- » 75 lb. ball bearing drawer guides
- » 81" interior height
- » Cable and satellite prep
- » Electrical outlets and USB ports in master bedroom
- » Flush floor slides with residential vinyl flooring
- » Hardwood cabinet doors
- » Kitchen sink covers
- » LED interior lighting
- » Medicine cabinet
- » Powered 12V bathroom vent
- » Range hood
- » Residential high-rise faucet
- » Roller blackout night shades
- » Soft closing foot flush toilet
- » Stainless steel single basin under-mount kitchen sink
- » Tri-fold sofa (select models)

STANDARD EXTERIOR EQUIPMENT

- » 5/8" main floor decking
- » Door side spray port
- » Exterior grill/griddle quick connect port
- » Flexible LP lines
- » Foldable grab handle
- » Fully-walkable roof
- » In-frame battery rack
- » Magnetic baggage door catches
- » Oversized pass-through storage with motion lighting
- » PVC roofing membrane (limited lifetime warranty)
- » Rain guttering with molded drip spouts
- » Rear observation camera prep
- » Safety bumper with drain hose carrier and end caps
- » Self-adjusting electric brakes
- » Side camera prep marker lights
- » Solid swing-down entry steps

- » Thermal Seal- enclosed, insulated and heated underbelly with fully insulated roof with a PVC roofing membrane
- » Tinted safety-glass windows throughout
- » TuffShell™ - vacuum bonded laminated construction, reinforced with heavy-duty fiberglass and welded aluminum frames
- » Xtend Solar I Package (200 watt solar panel with 30 amp solar controller)

CUSTOMER CONVENIENCE PACKAGE (MANDATORY)

- » 15,000 BTU roof mounted A/C
- » 2-30 lb. LP bottles
- » 3-burner range with 17" oven and flush mount glass cover
- » Dome style digital TV antenna with Wi-Fi prep
- » Enclosed exterior docking station with black tank flush
- » Entrance door with screen door, window and magnet door catch
- » EZ-store detachable cord
- » Gas/electric water heater
- » JBL® Aura Cube stereo with Bluetooth® and miZONE™ technology
- » JBL® Premium indoor and outdoor multizone speakers
- » Microwave
- » Molded front cap with LED lighting and stoneguard protection
- » Nitrogen filled radial tires with aluminum rims
- » Pop up wireless and USB charger in bedroom
- » Power awning with LED lighting
- » Power tongue jack
- » Pressed membrane countertops
- » Rear roof access ladder
- » Smart HDTV

OPTIONS

- » Xtend Solar II Package (2-200 watt solar panels with 30 amp solar controller and 1800 watt inverter) (Replaces standard Xtend Solar I Package)
- » 17" Griddle with bumper bracket
- » 50 amp service with 2nd A/C (252RB, 262RL, 282RL)
- » Electric stabilizer jacks
- » Free standing table with 2 chairs and bench (N/A 212FB)
- » Free standing table with 4 chairs (N/A 212FB)
- » Theater seating ipo L-sofa (212FB only)
- » Theater seating ipo tri-fold sofa (N/A 241BH)
- » Wi-Fi router

SPECIFICATIONS

May Include Estimated Values

	212FB	189RG	225CK	242RL	233ML	241BH	261BH	252RB	262RL
Unloaded Vehicle Weight (lbs.)	4,845	4,915	5,085	5,545	5,885	5,800	5,900	6,185	6,120
Dry Hitch Weight (lbs.)	490	520	530	685	680	715	805	755	905
Gross Vehicle Weight Rating (GVWR)	6,400	6,400	6,500	7,000	7,250	7,400	7,500	7,500	7,250
Cargo (Gross)	1,555	1,485	1,465	1,455	1,365	1,600	1,600	1,315	1,130
Exterior Length (Overall)	23' 3"	25' 0"	27' 4"	28' 10"	29' 7"	29' 8"	30' 8"	30' 9"	31' 7"
Exterior Height	11' 1"	11' 0"	11' 0"	11' 1"	11' 1"	11' 0"	11' 0"	11' 0"	11' 2"
Exterior Width	8' 1"	8' 1"	8' 1"	8' 1"	8' 1"	8' 1"	8' 1"	8' 1"	8' 1"
Exterior Width (Slides Out)	11' 3"	11' 3"	9' 11"	11' 3"	11' 3"	11' 3"	11' 3"	11' 1"	11' 3"
Interior Height	6' 9"	6' 9"	6' 9"	6' 9"	6' 9"	6' 9"	6' 9"	6' 9"	6' 9"
Fresh Water Capacity (Gal.)*	51	51	51	51	51	51	51	51	51
Gray Waste Water Capacity (Gal.)	29	29	29	29	58	58	29	58	29
Black Waste Water Capacity (Gal.)	29	29	29	29	29	29	29	29	29
LP Capacity (lbs.)	60	60	60	60	60	60	60	60	60
Tire Size	14"	14"	14"	14"	14"	14"	14"	14"	14"
Awning Size	12'	16'	19'	18'	21'	18'	20' 6"	20'	21'

*Includes Water Heater

LOCAL DEALER INFO

TO LEARN MORE VISIT
openrangerv.com



Highland Ridge RV – Part of the Jayco Family of Companies



Due to continual research and advances, manufacturer reserves the right to change specifications, design, price, and equipment without notice, and assumes no responsibility for any error in the literature. Some items shown are not included as standard or optional equipment.