

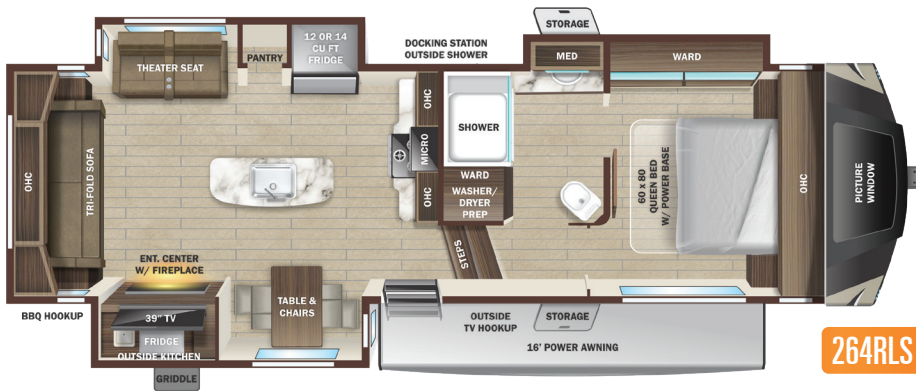
OWN THE OUTDOORS



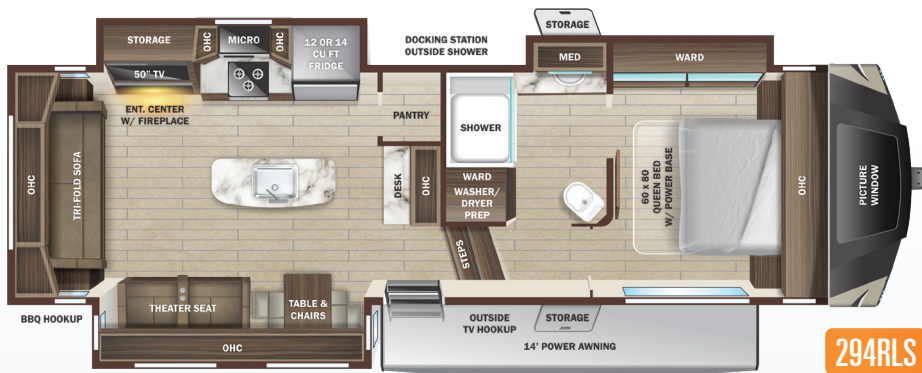
2022 Roamer 364BHS



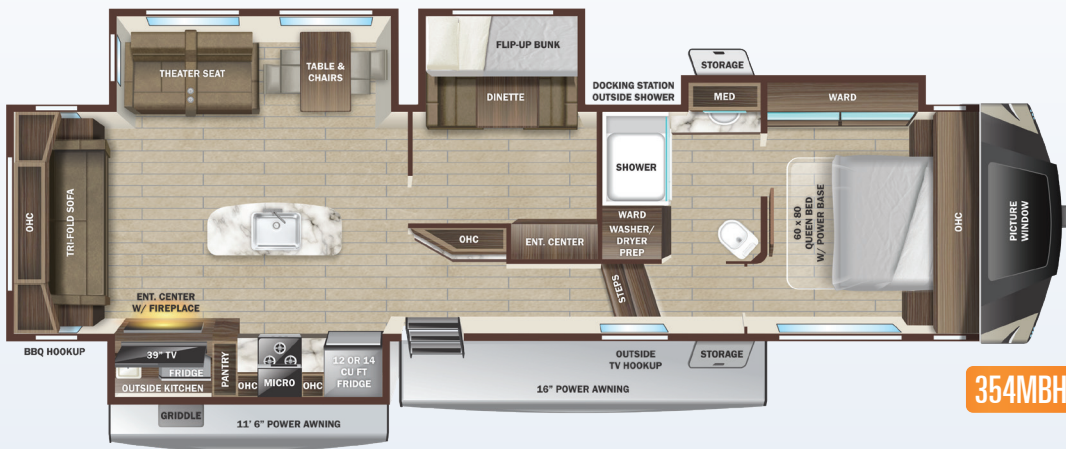
# FLOORPLANS



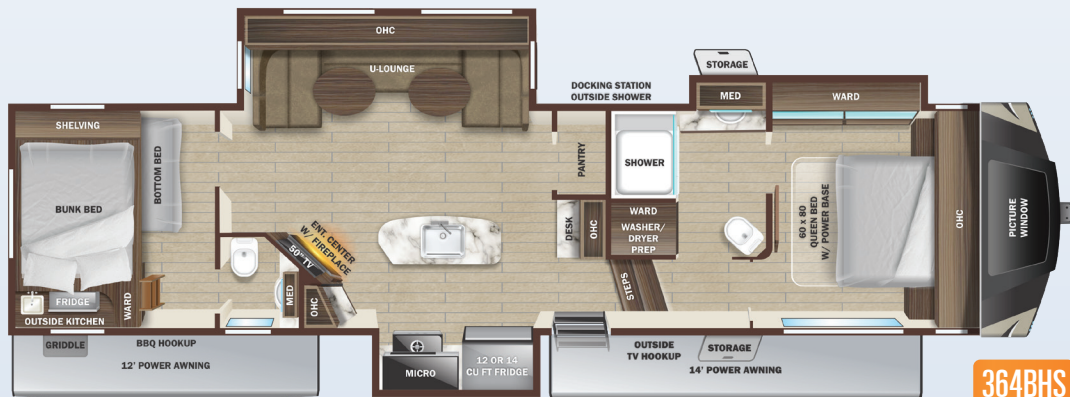
264RLS



294RLS



354MBH



364BHS



## STANDARD INTERIOR EQUIPMENT

- » 60" x 80" residential size queen bed with adjustable power base
- » 75 lb. ball bearing drawer guides
- » Cable and satellite prep
- » Flush floor slides with residential vinyl flooring
- » Large oven and 3-burner range with flush mount glass cover
- » LED interior lighting
- » Observation camera prep
- » Residential microwave
- » Roller blackout night shades
- » Theater seating with heat and massage
- » Wall controlled power vent (kitchen/living room area)
- » Washer/dryer prep
- » Wi-Fi ready

## STANDARD EXTERIOR EQUIPMENT

- » 100" wide body frame
- » 2" receiver hitch
- » 3-20 lb. LP bottles
- » 50 amp service
- » ACCU-SLIDE™ slide system (42" deep 4-corner compression)
- » Battery disconnect switch
- » Brass hanger bushings with wet bolts
- » Equa-Flex® axle suspension
- » Exterior grill hookup quick connect port
- » Laminated block foam floor
- » PVC roofing membrane (limited lifetime warranty)
- » Roof ladder
- » Self-adjusting electric brakes
- » Spare tire
- » TuffShell™ - vacuum bonded laminated construction, reinforced with heavy-duty fiberglass and welded aluminum frames

## EXECUTIVE PACKAGE (MANDATORY)

- » 15,000 BTU roof mounted A/C
- » 76" x 28" entrance door
- » AM/FM/HDMI/USB/AUX Bluetooth® sound bar stereo with outdoor zones speakers
- » Cutting board and sink strainer
- » Digital TV antenna
- » Interior convenience center light
- » Keyed-Alike® entry and baggage doors
- » LED HDTV
- » Marine grade exterior speakers (2)
- » Painted fiberglass front cap with LED lighting and automotive tinted window
- » Power awning with LED lighting
- » Quick recovery gas/electric water heater
- » Quick release fresh water drain
- » Residential high-rise faucet with pull-down sprayer
- » Single basin stainless steel under-mount kitchen sink
- » Solar prep
- » Solid swing-down entry step
- » Solid-surface kitchen countertops
- » Stainless steel appliances
- » TravelLINK™ - Smart RV system that allows for Bluetooth® control of awnings, lighting, slides, heating, cooling, auto-levelers and more
- » USB/12V Charging Port


## FOUR SEASON PACKAGE (MANDATORY)

- » Double insulated baggage doors
- » Ducted heat to underbelly with cold air return
- » Enclosed cable operated gate valves
- » Enclosed exterior docking station with black tank flush
- » Heated and enclosed underbelly
- » High performance furnace
- » R-38 reflective foil insulation in ceiling and underbelly
- » R-9 block foam insulation in sidewalls

## OPTIONS

- » 13,500 BTU ducted 2nd A/C
- » 12 cu. ft. gas/electric refrigerator
- » 14 cu. ft. residential refrigerator
- » BBQ grill
- » Booth dinette with theater seating (N/A 264RLS)
- » Booth dinette with theater seating ipo standard u-lounge sofa (364BHS)
- » Folding dinette chairs (2)\*
- » Frameless dual pane windows
- » Generator prep - LP
- » LevelLoc™ - 4 point automatic leveling with JT's Strong Arms® (Mandatory)
- » Main bedroom TV - 32"
- » Observation camera
- » Slideout awning covers
- » Table and chairs with theater seating ipo standard u-lounge sofa (364BHS)
- » Tri-fold sofa in bunkroom (354MBH)
- » Wall controlled power vent - bathroom
- » Wi-Fi router

\* N/A with u-lounge



We want you to spend less time worrying and more time owning the outdoors. That's why we're proud to back our products with a 3-Year Limited Structural Warranty, plus a 1-Year Limited Manufacturer's Warranty.

## SPECIFICATIONS

May Include Estimated Values

	264RLS	294RLS	354MBH	364BHS
Unloaded Vehicle Weight (lbs.)	9,700	9,870	11,210	11,020
Dry Hitch Weight (lbs.)	1,780	2,000	2,155	2,235
Gross Vehicle Weight Rating (GVWR)	11,500	12,000	13,500	13,500
Cargo (Gross)	1,800	2,130	2,290	2,480
Exterior Length (Pin to Rear)	31' 11"	33' 9"	38' 5"	38' 10"
Exterior Length (Overall)	32' 7"	34' 5"	39' 3"	39' 7"
Exterior Height	12' 4"	12' 3"	12' 8"	13' 1"
Exterior Width	8' 4"	8' 4"	8' 4"	8' 4"
Exterior Width (Slides Out)	13' 11"	13' 9"	13' 11"	13' 11"
Interior Height (Upper Deck)	6' 4"	6' 4"	6' 4"	6' 4"
Interior Height (Overall)	8' 2"	8' 2"	8' 2"	8' 2"
Fresh Water Capacity (Gal.)*	81	81	81	81
Gray Waste Water Capacity (Gal.)	97	97	97	115
Black Waste Water Capacity (Gal.)	40	40	40	80
LP Capacity (lbs.)	60	60	60	60
Tire Size	16"	16"	16"	16"
Awning Size	16'	14'	11' 6", 16'	12', 14'

\*Includes Water Heater

TO LEARN MORE VISIT  
[highlandridgerv.com/roamer](http://highlandridgerv.com/roamer)



Highland Ridge RV - Part of the Jayco Family of Companies

## LOCAL DEALER INFO



Due to continual research and advances, manufacturer reserves the right to change specifications, design, price, and equipment without notice, and assumes no responsibility for any error in the literature. Some items shown are not included as standard or optional equipment.