


OPEN RANGE ULTRA LITE



Highland
RIDGE RV

Own the Outdoors

TRAVEL TRAILERS



UT2102RB



UT2802BH



UT2402BH



UT2804RK



UT2410RL



UT2910RL



UT2602RL

FEATURES

STANDARDS

OPTIONS

- » 75lb. Full Extension Drawer Guides
- » 8 cu. ft. Refrigerator
- » LED Lighting in Ceilings
- » Quick Recovery Gas/Electrical Water Heater
- » 15K A/C with Quiet Residential Return Air
- » Prepped for Observation Camera
- » Keyed-Alike™ Entry & Baggage Doors
- » Solid Swing Down Step
- » Power Awning(s) with LED Lighting & Speakers
- » Stainless Steel Appliances
- » Stainless Steel Under Mount Sinks (Kitchen & Lav)
- » Outside Enclosed Docking Station
- » Motion Light in Pass-through Storage Area
- » Battery Disconnect
- » Solar Prep
- » Queen Mattress (60" x 80")
- » Seamless Countertops Throughout
- » Linoleum Throughout

- » Patented Flush Floor Slides with Vinyl Flooring (No Carpet)
- » PVC Roofing Membrane (15 Year Warranty/ Non-Prorated)
- » Porcelain Toilet
- » Wi-Fi Ready
- » Power Tongue Jack
- » Pet Friendly
- » Pull-Out Pet Dishes
- » MyPillow® Pet Bed
- » No Floor Heat Registers
- » Pet Tie Out with Bottle Opener
- » Pet Kennel Under Bed
- » RidgELINK™ - Bluetooth Control of Slides, Awnings, Lighting, Auto-Levelers & Power Stabilizer Jacks

- » 50 Amp Service with 2nd A/C Prep (2602, 2802, 2804) (Forced 2910)
- » 2nd A/C - 13.5K Ducted (must choose 50 amp option) (2602, 2802, 2804, 2910)
- » 10 cu.ft. Residential Refrigerator (12V)
- » BBQ Grill with Bumper Bracket
- » Front Bike Rack
- » Power Front and Rear Stabilizer Jacks
- » Recliners ipo Std. Theater Seats (2804)
- » Table/Chairs ipo Std. Booth* (N/A 2102, 2402)
- » Tri-Fold Sofa ipo Std Power Theater Seats (2410, 2802, 2804)
- » U-Lounge Sofa ipo Theater Seats/Booth (2802)
- » 80" Theater Seats ipo L-Lounge (2102, 2402)
- » 70" Theater Seats ipo Tri-Fold (2602)

*N/A with U-Lounge Option

SPECIFICATIONS

	UT2102RB	UT2402BH	UT2410RL	UT2602RL	UT2802BH	UT2804RK	UT2910RL
Square Feet	222	244	225	260	269	263	301
Unloaded Vehicle Weight (lbs.)	5,560	5,895	5,465	6,035	6,205	6,160	6,815
Dry Hitch Weight (lbs.)	505	805	500	760	520	700	855
Gross Vehicle Weight Rating (GVWR)	7,000	7,250	7,400	7,400	7,450	7,600	8,800
Cargo (Gross)	1,440	1,355	1,935	1,365	1,245	1,440	1,985
Exterior Length (Pin to Rear)	26' 7"	29' 1"	28' 3"	31' 3"	31' 7"	31' 7"	33' 3"
Exterior Height	11' 2"	11' 1"	11' 2"	11' 1"	11' 1"	11' 1"	11' 1"
Exterior Width	8' 1"	8' 1"	8' 1"	8' 1"	8' 1"	8' 1"	8' 1"
Exterior Width (Slides Out)	11' 4"	11' 4"	11' 4"	11' 4"	11' 4"	11' 4"	13' 0"
Interior Height	6' 9"	6' 9"	6' 9"	6' 9"	6' 9"	6' 9"	6' 9"
Fresh Water (Gal.)*	51	51	51	51	51	51	51
Gray Water (Gal.)	58	58	29	58	58	58	58
Black Waste Water (Gal.)	29	29	29	29	29	29	29
LP Capacity (lbs.)	60	60	60	60	60	60	60
Tire Size	15"	15"	15"	15"	15"	15"	15"
Awning Size	15'	21'	15'	21'	20'	20'	10', 11'

*Includes Water Heater

1 SLIDE OUTS

- » Best in class slide height and depth
- » Flush floor slides with linoleum
- » Electric motor slide system
- » Laminated components plus 3M® flashing tape along corners to prevent leaks

4 FLOORS

- » Wood framed construction with floor joist 16" on center
- » 5/8 tongue and groove residential floor decking
- » Congoleum® Designer Carefree Linoleum
- » Insulated with residential fiberglass insulation with an added layer of radiant foil
- » Bottom wrapped with an anti-puncture woven moisture barrier

2 DOORS & LOCKS

- » Full-width entrance doors with built-in screen doors and integrated window shades
- » Double-insulated passage and storage doors with slam latches on secure and convenient Keyed-Alike™ system

5 LAMINATED WALLS

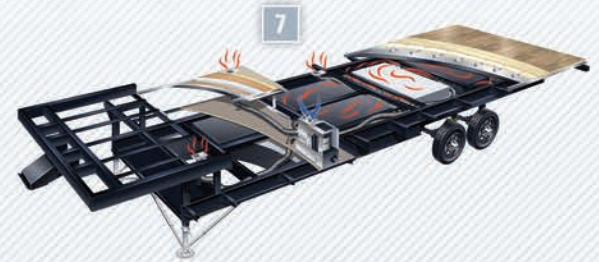
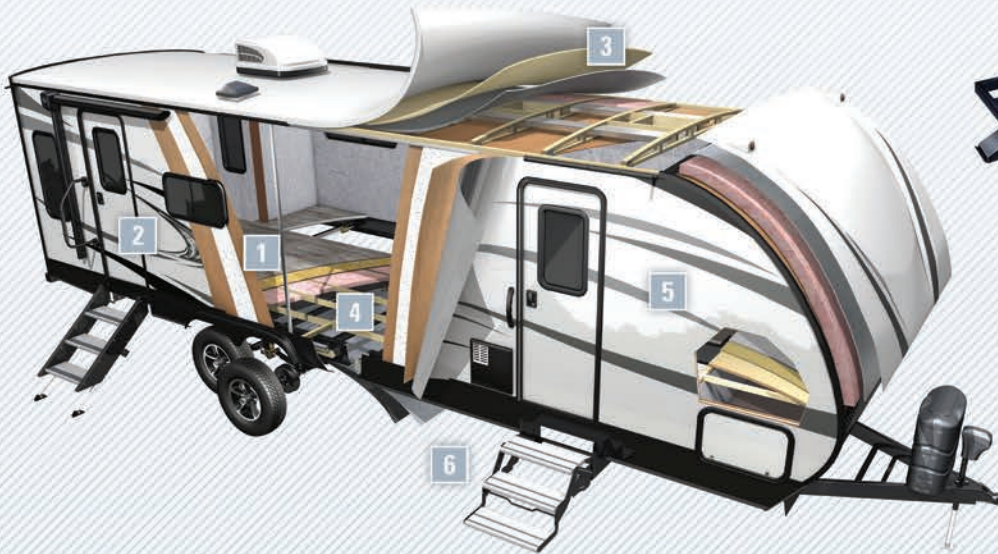
- » Lightweight, double-welded aluminum walls
- » Each wall is laminated with rigid foam insulation

3 ROOF

- » Double batten insulation layered with radiant foil
- » Screw-mounted plywood decking topped with premium quality PVC
- » No treatment required! Will not chalk or spot
- » Heat reflecting properties keep coach cooler in the summer

6 MAIN BODY

- » Class-leading I-beam chassis and draw bars
- » Equa-Flex® suspension system
- » Aluminum wheels with nitrogen-filled tires
- » EZ-Lube® hubs



7 INDUSTRY-LEADING HEATING SYSTEM

Upsize 4-inch heat ducts run from the furnace down to the fully enclosed underbelly and wrap around the tanks suspended between the chassis I-beams. Holding tanks are warmed by the forced air heat which helps prevent freeze-ups.

A return at the end of the tank connecting back into the coach provides the necessary air flow.



We stand behind our products. At Highland Ridge RV, we are one of the few manufacturers that have a 3-Year Limited Structural Warranty.

**MORE ROOM
LESS WEIGHT**

This is our mission at Highland Ridge RV. It drives us to innovate and revolutionize the RV industry and it's why our products are 10 - 15% lighter than the competition.



Our Pet Friendly units offer linoleum throughout the main living areas, no floor registers, pull-out pet dishes, pet tie out, and MyPillow® pet bed.



We put our products into a zero degree chamber for five hours with thermometers placed in key areas throughout the unit. The results speak for themselves.

Your Ultra Lite Dealer:



For more information visit us at:
www.HighlandRidgeRV.com

Due to continual research and advances, manufacturer reserves the right to change specifications, design, price, and equipment without notice, and assumes no responsibility for any error in the literature. Some items shown are not included as standard or optional equipment.